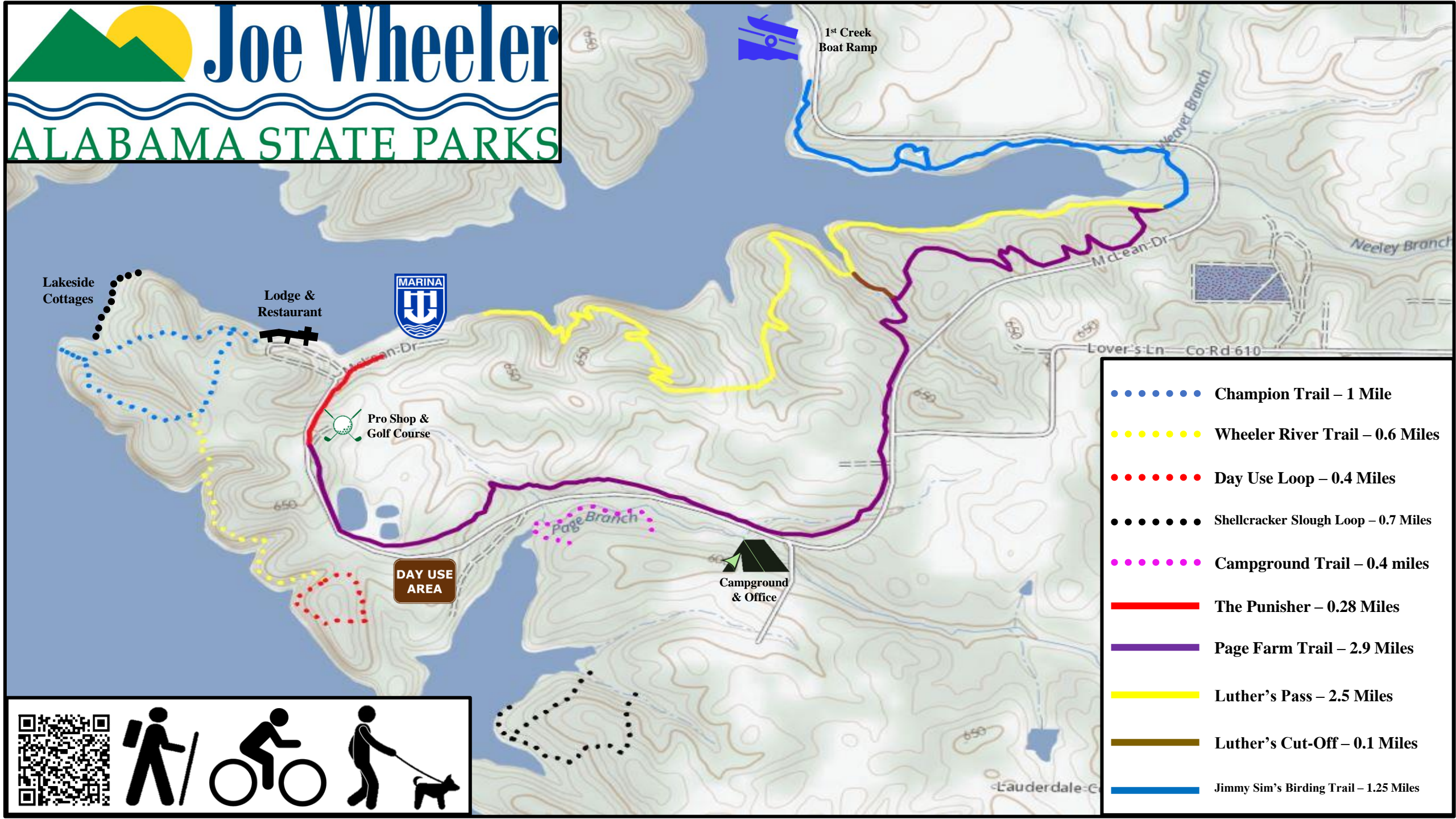














Joe Wheeler

ALABAMA STATE PARKS



-  **Champion Trail – 1 Mile**
-  **Wheeler River Trail – 0.6 Miles**
-  **Day Use Loop – 0.4 Miles**
-  **Shellcracker Slough Loop – 0.7 Miles**
-  **Campground Trail – 0.4 miles**
-  **The Punisher – 0.28 Miles**
-  **Page Farm Trail – 2.9 Miles**
-  **Luther's Pass – 2.5 Miles**
-  **Luther's Cut-Off – 0.1 Miles**
-  **Jimmy Sim's Birding Trail – 1.25 Miles**

Lakeside Cottages



Lodge & Restaurant




Pro Shop & Golf Course

DAY USE AREA

Campground & Office



Joe Wheeler

ALABAMA STATE PARKS

